
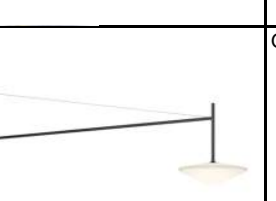









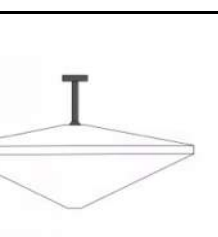


# **EXHIBIT D**

**Construction Document Set Lighting Schedule**

|                |               |
|----------------|---------------|
| DATE           | 7/8/20        |
| ISSUE          | 7/10/20       |
| DRAWING NUMBER | ID-B703       |
| REVISION       | BULLETIN NO.5 |

| ITEM/<br>DRAWING REFERENCE | ITEM   | LOCATION | MANUFACTURER /<br>SUPPLIER | PRODUCT/CODE                            | IMAGE  | FINISH/COLOUR          | QUANTITY                                       | SIZE                     | DESCRIPTION  | CONTACT | NOTES  |
|----------------------------|--|----------|----------------------------|---|--|------------------------|--|--------------------------|--|---------|--|
| <b>SWITCHPLATES</b>        |  |          |                            |   |  |                        |  |                          |  |         |  |
| SW.01                      | Single Gang Dolly Switch                         | -        |                            |   |  |                        |  |                          |  |         |  |
| SW.02                      | Double Gang Dolly Switch                         | -        |                            |   |  |                        |  |                          |  |         |  |
| SW.03                      | Three Gang Dolly Switch                          | -        |                            |   |  |                        |  |                          |  |         |  |
| SW.04                      | Four Gang Dolly Switch                           | -        |                            |   |  |                        |  |                          |  |         |  |
| SW.05                      | Single 5 amp Socket                              | -        |                            |   |  |                        |  |                          |  |         |  |
| SW.06                      | Single 13 amp Socket                             | -        |                            |   |  |                        |  |                          |  |         |  |
| SW.07                      | Double 13 amp socket                             | -        |                            |   |  |                        |  |                          |  |         |  |
| SW.08                      | Shaver Socket                                    | -        |                            |   |  |                        |  |                          |  |         |  |
| SW.09                      | Double 13 amp socket with 2 USB                  | -        |                            |   |  |                        |  |                          |  |         |  |
|                            |  |          |                            |   |  |                        |  |                          |  |         |  |
| SW.10                      | KING - Decorative Ceiling Hung Pendant (Bespoke) | -        | TBC (Bespoke)              | Product code tbc by specialist supplier |   | Aluminum, glass, steel | 1 per KING guest room                          | Refer to Drawing ID-B603 | Arched Metal arm with Semi sphere pendant - ceiling hung wired to wall | TBC     | Original Light Fitting used for design influence - LADIES & GENTLEMEN VERA & KYTE - CRANE LARGE CEILING MOUNT<br><a href="http://www.ladysandgentlemenstudio.com/crane-large">http://www.ladysandgentlemenstudio.com/crane-large</a>   |
| SW.11                      | DBLDBL - Decorative Wall Hung Pendant (Bespoke)  | -        | TBC (Bespoke)              | Product code tbc by specialist supplier |   | Glass and Steel        | 1 per DBLDBL guest room (two arms per fixture) | Refer to Drawing ID-B603 | Straight Wall Hung arm and cone/diamond pendant                        | TBC     | Original Light Fitting used for design influence - VIBIA TEMPO 5774, 5780<br><a href="https://www.archiproducts.com/en/products/vibia-led-direct-light-steel-plug-lamp-tempo-5760-5781_353563">https://www.archiproducts.com/en/products/vibia-led-direct-light-steel-plug-lamp-tempo-5760-5781_353563</a> |
| SW.12                      | KING Decorative Headboard Clip Sconce            | -        | Astro Lighting             | Enna                                    |  | Brass                  | 2 per King guest room                          |                          | Sconce - headboard lighting, movable.                                  |         | <a href="https://www.astrolighting.com/au/products/868-1">https://www.astrolighting.com/au/products/868-1</a>  |

| ITEM/<br>DRAWING REFERENCE | ITEM   | LOCATION | MANUFACTURER /<br>SUPPLIER | PRODUCT CODE                               | IMAGE   | FINISH/COLOR   | QUANTITY  | SIZE                     | DESCRIPTION  | CONTACT | NOTES  |
|----------------------------|--|----------|----------------------------|--|---|--|---|--------------------------|--|---------|--|
| SW.13                      | DBLDBL Decorative Headboard<br>Clip Sconce                   | -        | TBC (Bespoke)              | Product code tbc by<br>specialist supplier |  | Green and Light Gray   | 2 per DBLDBL guest room                           | Refer to Drawing ID-B603 | Exposed bulb and curved metal shade. Clip<br>fastening, movable. | TBC     | Original Light Fitting used for design influence -<br>PALLE SELUNSON<br>WALL LIGHTS, DESIGNED FOR THE CANTEN,<br>AARHUS OIL FACTORY A/S  |
| SW.14                      | DBLDBL + KING + QUAD<br>Decorative three bulb Wall<br>Sconce | -        | TBC (Bespoke)              | Product code tbc by<br>specialist supplier |  | Opal glass and Matte Black   | 2 per guest room                                  | Refer to Drawing ID-B603 | Three bulb and metal backing                                     | TBC     | Original Light Fitting used for design influence -<br>RICH BRILLIANT WILLING<br>PASTILLE VANITY<br><a href="https://richbrilliantwilling.com/collections/pastille/products/pastille-vanity-matte-black">https://richbrilliantwilling.com/collections/pastille/products/pastille-vanity-matte-black</a> |
| SW.15                      | KING + DBLDB + Quad Desk                                     | -        | Astro Lighting             | Enna                                       |  | Brass and Matte black  | 1 per King guest room, 1<br>per dBLDBL guest room |                          | Sconce- desk lighting, movable.                                  |         | <a href="https://www.astrolighting.com/en/products/8481">https://www.astrolighting.com/en/products/8481</a>  |
| SW.16                      | CORRIDOR Decorative Wall<br>Sconce                           | -        | TBC (Bespoke)              | Product code tbc by<br>specialist supplier |  | Acrylic, Black Metal   |   | Refer to Drawing ID-B603 |  | TBC     |  |
| SW.17                      | ELEVATOR LOBBY Ceiling<br>mount                              | -        | Allied Maker               | Flush Dome 10"                             |  | Metal: Flat black,<br>Wood: Oxidized walnut,<br>Globe Glass: Matte white |   |                          |  |         | <a href="https://www.alliedmaker.com/collections/dome/products/flush-10-dome-variant-2693030437">https://www.alliedmaker.com/collections/dome/products/flush-10-dome-variant-2693030437</a>  |
| SW.18                      | ELEVATOR LOBBY Decorative<br>wall sconce                     | -        | TBC (Bespoke)              | Product code tbc by<br>specialist supplier |  | Matte black metal, Satin<br>glass globes                                 |   | Refer to Drawing ID-B603 |  | TBC     |  |
| SW.19                      | Quad Ceiling Mount   | -        | Rich Brilliant Willing     | Holst Flush Mount                          |  | Matte Black and Glass  |   |                          |  |         | <a href="https://richbrilliantwilling.com/collections/holst/">https://richbrilliantwilling.com/collections/holst/</a>  |
| SW.20                      | KING K3, K1.3 Ceiling Mount                                  | -        | TBC (Bespoke)              | Product code tbc by<br>specialist supplier |  | Glass and Steel  |   |                          |  | TBC     |  |
| SW.21                      | DBLDBL D2.3 Ceiling Mount                                    | -        | TBC (Bespoke)              | Product code tbc by<br>specialist supplier |  | Glass and Steel  |   |                          |  | TBC     |  |

## ISSUE RECORD

|                       |                        |                                      |
|-----------------------|------------------------|--------------------------------------|
| 7/10/20               | 8                      | BULLETIN NO.5                        |
| 1/31/20               | 7                      | Construction Document Set            |
| 9/27/19               | 6                      | 80% CD SET                           |
| 08/01/19              | 5                      | 30% CD PROGRESS SET                  |
| -                     | 4                      | ISSUED FOR FILING                    |
| 03/29/19              | 3                      | 100% DD SET                          |
| 02/01/19              | 2                      | 50% DD SET                           |
| <b>Date:</b> 12/20/18 | <b>Issue Record:</b> 1 | <b>Description:</b> SCHEMATIC DESIGN |

## REVISION RECORD

## PROJECT TEAM

**OWNER**  
LIGHTSTONE GROUP  
460 PARK AVENUE NEW YORK, NY 10022  
TEL: 212.616.9969

**ARCHITECT**  
STONEHILL & TAYLOR ARCHITECTS  
31 WEST 27TH STREET NEW YORK, NY 10001  
TEL: 212.226.8898

**STRUCTURAL ENGINEER**  
McNAMARA \ SALVIA  
45 WEST 45 STREET NEW YORK, NY 10036  
TEL: 212.246.9800

**MEP ENGINEER**  
AMA CONSULTING ENGINEERS, P.C.  
825 EIGHTH AVE NEW YORK, NY 10011  
TEL: 212.944.7722

INTERIOR DESIGNER  
MICHAELIS BOYD  
151 WEST 19TH STREET, 12TH FLOOR, NY 10011  
TEL: 646.647.8160

**VERTICAL TRANSPORTATION**  
JENKINS & HUNTINGTON, INC.  
1251 AVE. OF THE AMERICAS NY 10020  
TEL: 212.696.1818

**GEOTECH ENGINEER**  
RA CONSULTANTS, LLC  
512 7TH AVENUE NEW YORK  
TEL: 646.484.3252

SITE SURVEYOR  
CONTROL POINT  
35 TECHNOLOGY DRIVE WARREN, NJ 07059  
TEL: 908.668.0099

**CONSTRUCTION MANAGER**  
LEEDING BUILDERS GROUP  
33 EAST 33RD STREET NEW YORK, NY 10016  
TEL: 212.937.8605

DEMO DESIGN  
ANKORA ENGINEERING  
226 E. MERRICK RD VALLEY STREAM, NY 11580  
TEL: 519.599.5900

ENVIRONMENTAL  
PW GROSSER  
630 JOHNSON AVE. BOHEMIA, NY 11716  
TEL: 212.696.1818

PERMIT EXPEDITOR  
DOMANI CONSULTING  
68 WHITEHALL ST LYNBROOK, NY 11563  
TEL: 516.256.0317

STONEHILL & TAYLOR ARCHITECTS PC  
31W 27TH STREET, NEW YORK, NY 10001  
TEL: 212.226.8898

## PROJECT

MOXY LOWER EAST SIDE  
147-151 BOWERY  
NEW YORK, NY, 1002

ARCHITECT'S  
SEAL

DOB EMPLOYEE  
STAMP /  
SIGNATURE (3"X3")

## DRAWING TITLE

### Lighting Schedule

|                |          |
|----------------|----------|
| PROJECT NUMBER | 21836    |
| SCALE          | N/A      |
| DATE           | 03.15.19 |
| DRAWING NUMBER | 1 OF 1   |

**ID-B703**

© COPYRIGHT STONEISLAND & YVES ROCHER ARCHITECTS D.C.